

STUDENTS' RATINGS ON TEACHER

Faculty Member: LI JIANGTAO
 Department: ECONOMICS Academic Year: 2015/2016
 Faculty: ARTS & SOCIAL SCIENCES Semester: 1
 Module: MICROECONOMIC ANALYSIS I - EC2101
 Activity Type: TUTORIAL
 Class Size/Response Size/Response Rate : 41 / 24 / 58.54%
 Contact Session/Teaching Hour : 20 / 20

Qn	Items Evaluated	Fac. Member Avg Score	Fac. Member Avg Score Std. Dev	Dept Avg Score		Fac. Avg Score	
				(a)	(b)	(c)	(d)
1	The teacher has enhanced my thinking ability.	4.625	0.101	4.131 (4.140)		4.130 (4.145)	
2	The teacher has increased my interest in the subject.	4.500	0.120	3.996 (3.989)		4.025 (4.036)	
3	The teacher provided timely and useful feedback.	4.750	0.090	4.180 (4.206)		4.153 (4.183)	
	Average Q1 to Q3	4.625	0.088	4.102 (4.112)		NA (NA)	
	Computed Overall Effectiveness of the Teacher.	4.669	0.086	4.157 (4.165)		4.159 (4.176)	

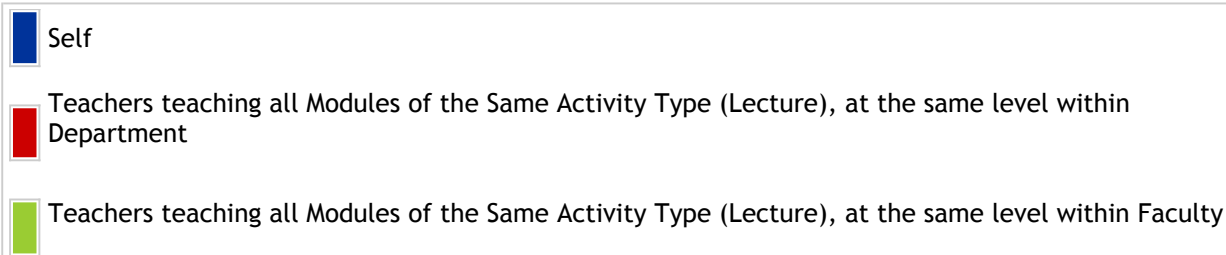
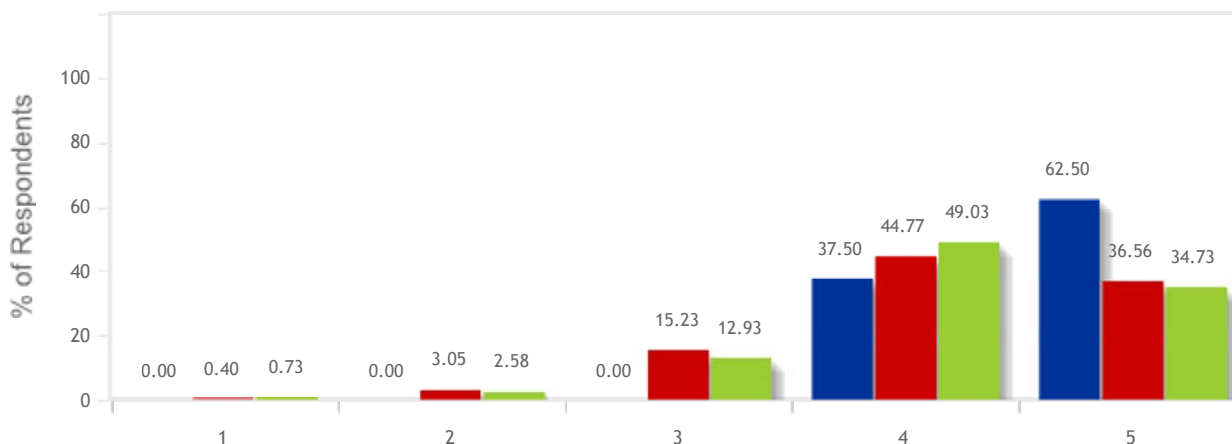
Notes:

- A 5-point scale is used for the scores. The higher the score, the better the rating.
- Fac. Member Avg Score:** The mean of all the scores for each question for the faculty member.
- Fac. Member Avg Score Std. Dev:** A measure of the range of variability. It measures the extent to which a faculty member's Average Score differs from all the scores in the faculty member's evaluation. The smaller the standard deviation, the greater the robustness of the number given as average.
- Dept Avg Score :**
 - the mean score of same activity type (Tutorial) within the department.
 - the mean score of same activity type (Tutorial), at the same module level (level 2000) within the department.
- Fac. Avg Score :**
 - the mean score of same activity type (Tutorial) within the faculty.
 - the mean score of same activity type (Tutorial), at the same module level (level 2000) within the faculty.

FREQUENCY DISTRIBUTION OF RESPONSES ON TEACHER

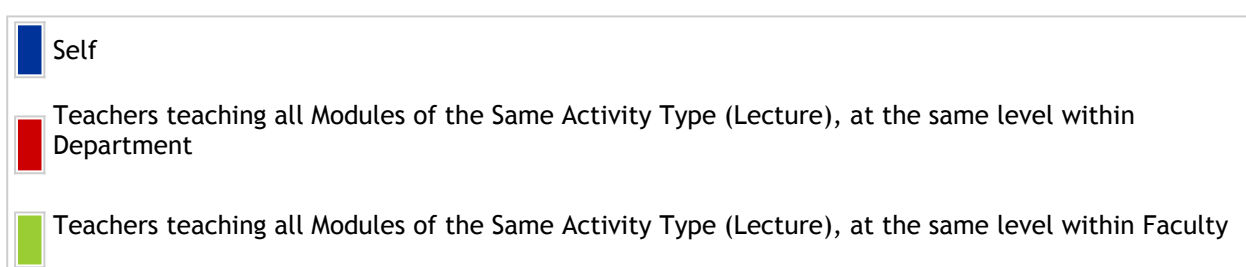
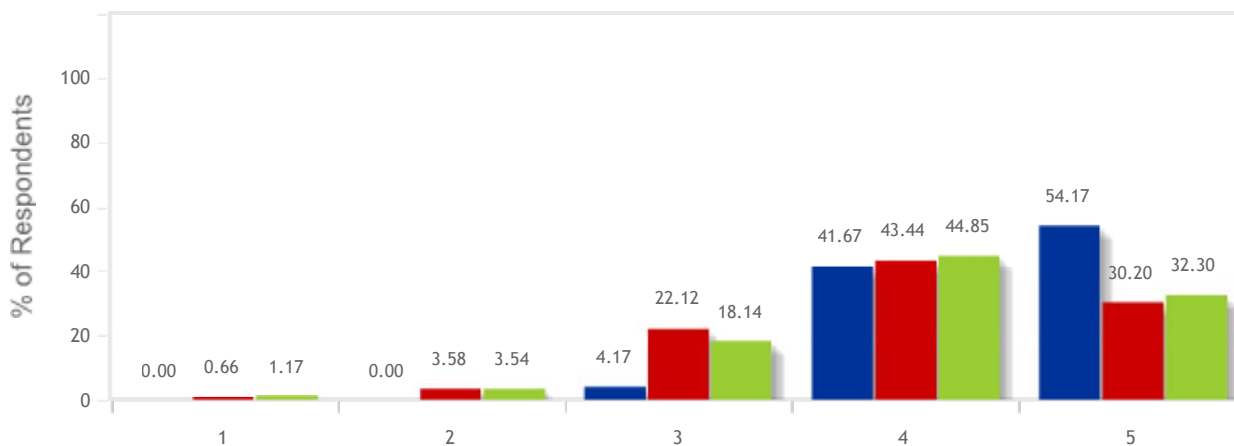
Faculty Member: LI JIANGTAO
 Department: ECONOMICS Academic Year: 2015/2016
 Faculty: ARTS & SOCIAL SCIENCES Semester: 1
 Module: MICROECONOMIC ANALYSIS I - EC2101

Frequency Distribution of responses (Qn 1: The teacher has enhanced my thinking ability.)



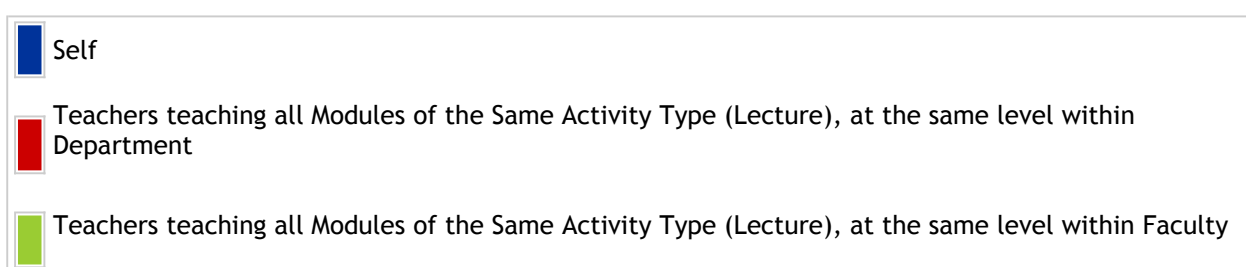
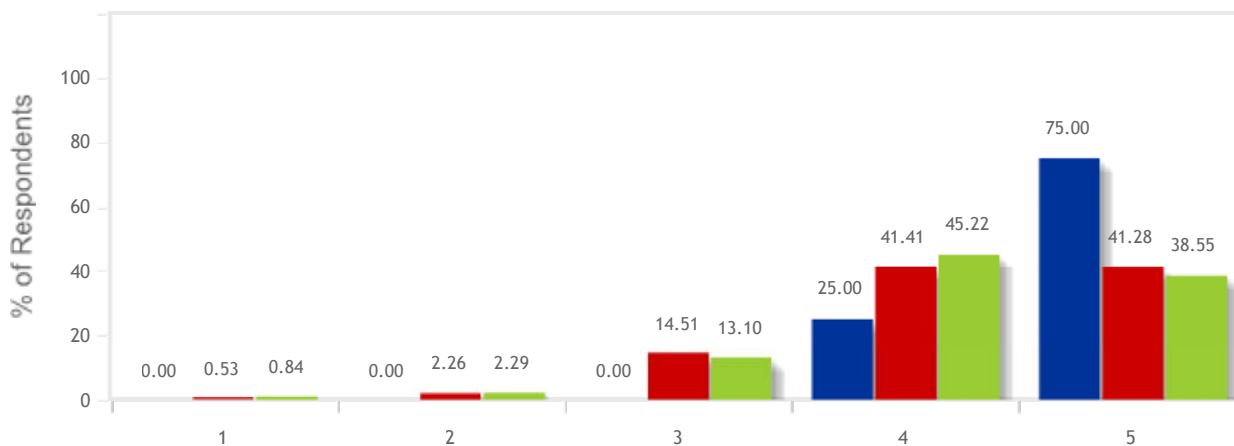
ITEM\SCORE	Nos. of Respondents(% of Respondents)				
	5	4	3	2	1
Self	15 (62.50%)	9 (37.50%)	0 (.00%)	0 (.00%)	0 (.00%)
Teachers teaching all Modules of the Same Activity Type (Tutorial), at the same level within Department	276 (36.56%)	338 (44.77%)	115 (15.23%)	23 (3.05%)	3 (.40%)
Teachers teaching all Modules of the Same Activity Type (Tutorial), at the same level within Faculty	1953 (34.73%)	2757 (49.03%)	727 (12.93%)	145 (2.58%)	41 (.73%)

Frequency Distribution of responses (Qn 2: The teacher has increased my interest in the subject.)



ITEM\SCORE	Nos. of Respondents(% of Respondents)				
	5	4	3	2	1
Self	13 (54.17%)	10 (41.67%)	1 (4.17%)	0 (.00%)	0 (.00%)
Teachers teaching all Modules of the Same Activity Type (Tutorial), at the same level within Department	228 (30.20%)	328 (43.44%)	167 (22.12%)	27 (3.58%)	5 (.66%)
Teachers teaching all Modules of the Same Activity Type (Tutorial), at the same level within Faculty	1816 (32.30%)	2522 (44.85%)	1020 (18.14%)	199 (3.54%)	66 (1.17%)

Frequency Distribution of responses (Qn 3: The teacher provided timely and useful feedback.)



ITEM\SCORE	Nos. of Respondents(% of Respondents)				
	5	4	3	2	1
Self	18 (75.00%)	6 (25.00%)	0 (.00%)	0 (.00%)	0 (.00%)
Teachers teaching all Modules of the Same Activity Type (Tutorial), at the same level within Department	310 (41.28%)	311 (41.41%)	109 (14.51%)	17 (2.26%)	4 (.53%)
Teachers teaching all Modules of the Same Activity Type (Tutorial), at the same level within Faculty	2154 (38.55%)	2527 (45.22%)	732 (13.10%)	128 (2.29%)	47 (.84%)

STUDENTS' COMMENTS ON TEACHER

Faculty Member:	LI JIANGTAO	Academic Year:	2015/2016
Department:	ECONOMICS	Semester:	1
Faculty:	ARTS & SOCIAL SCIENCES		
Module:	MICROECONOMIC ANALYSIS I - EC2101		
Activity Type:	TUTORIAL		

What are the teacher's strengths? (15 comments)**Comments from students who gave an average score greater than or equal to 4.5 for the computed overall effectiveness of the teacher**

1. -Decompose complex ideas; -Illustrate with well related examples; -Reinforce key concepts with variation of the problem set.
2. Able to explain economic concepts by simplifying it and making it easier to understand
3. He is very helpful and prompt in providing consultations. Whenever we ask any questions, he will try his best to answer, till we understand.
4. I loved how he is always so excited and so full of energy when he teaches the class. He often gives us additional questions to either make us think deeper, or to ensure that we really know our concepts well.
5. Passionate.
6. Thank you for being patient and wanting to stimulate thinking.
7. Tutor always gives a quick summary before moving on to class presentations. After every presentation tutor always provide add ons to make sure that question was perfectly explained. Tutor is well prepared at every class!
8. awesome dude, timely feedback, approachable for consultation, helpful, teaches well, very cartoon
9. gives a good summary of key concepts and basics. provides detailed feedback. great understanding of concepts. goes beyond his call of duty to enhance student understanding with his extra questions. simplifies difficult questions for students

Comments from students who gave an average score greater than or equal to 4.0 and less than 4.5 for the computed overall effectiveness of the teacher

1. Explains concepts clearly
2. Friendly and dedicated and makes an effort to know the students in his class.
3. He gives summary before tutorials and summarizes the key points for us before exams.
4. Tries his best to explain the answers and the thinking behind it
5. knowledgeable, encourages participation in class, concerned about students' understanding of concepts

Comments from students who gave an average score greater than or equal to 3.5 and less than 4.0 for the computed overall effectiveness of the teacher

1. E

What improvements would you suggest to the teacher? (11 comments)**Comments from students who gave an average score greater than or equal to 4.0 and less than 4.5 for the computed overall effectiveness of the teacher**

1. NIL

2. Perhaps dress more appropriately for the occasion. It's a tutorial class not a beach party.
3. nil
4. speed up pace of tutorial

Comments from students who gave an average score greater than or equal to 4.5 for the computed overall effectiveness of the teacher

1. -
2. -
3. Class usually lasts for 50 mins or more, though most students do not seem to dislike it.
4. None. You make a good teacher.
5. draw nicer graphs with patience
6. give the poor dude an office
7. nil

STUDENTS' NOMINATIONS FOR BEST TEACHING

Faculty Member: LI JIANGTAO
Department: ECONOMICS Academic Year: 2015/2016
Faculty: ARTS & SOCIAL SCIENCES Semester: 1

Module Code: EC2101 No of Nominations: 4

1. awesome guy
2. probably the best TA in economics that is student friendly and explains all questions in a friendly and understandable way. goes beyond the call of duty to ensure students understand the concepts.
3. Passionate about teaching

